



FREEDOM CABIN SETUP FOR AIRBNB


A PRACTICAL GUIDE TO GETTING GUEST READY

BUILT THE NZ WAY | PEOPLE-FIRST

Cabins Work Well for Airbnb Because *They Offer Privacy & Nature Access*

A stay isn't just about resting your head. What you get inside a Freedom Cabin changes the game

- Apart from typical hotels, this spot offers something different. Hidden behind quiet walls, a personal retreat takes shape. Finely crafted details fill every corner. Distance from the crowd comes naturally here. A separate world opens up, calm and complete
- Space to yourself. Great for two people, a group, or just one traveler finding their way
- More people want quiet getaways. Scenic spots across New Zealand see rising interest in remote stays



A cabin isn't just walls and windows - it's where someone steps into a slower rhythm.

Think of it as offering peace, one wooden beam at a time. The idea? Let visitors breathe deeper once inside.



freedomcabinsnz.com

The Guest Experience *Mindset*



**Think like a guest, not a homeowner.
Guests notice:**

- Cleanliness and comfort
- A warm cup sits by the window, left there just in case. Pages of a novel rest open, spine cracked from recent reading. A folded paper shows streets nearby, drawn out by hand. Someone thought ahead, that is clear
- Clear instructions and ease of access
- Safety and privacy

A warm vibe hits first - cozy corners plus smart layout make the welcome feel real. Smooth moves between rooms happen thanks to clever design choices here.

Ease lives in every detail, not just how things look but how they work too.



Fitting Out Your *Cabin*

Bedrooms


- Fresh sheets twice over for every mattress, nothing less. Each bed deserves backups that last, not just one pair. Sleep better when extras wait nearby, ready to swap. Two collections minimum keeps things running smooth. No excuses for bare frames
- Extra pillows and blankets
- Blackout curtains or blinds
- Bedside lighting

Bathrooms

- A couple of soft towels for each visitor should do it
- Toilet paper sits beside the sink. Soap waits nearby for hands that need cleaning. Shampoo comes next when hair demands attention. Conditioner follows close behind to smooth out tangles
- Mirror, bathmat, hooks for towels
- Waste bin

Kitchen

- Cutlery, plates, bowls, glasses, mugs
- Cooking utensils, pot/pan, kettle, toaster
- Salt, pepper, and basic condiments
- Frothy soap slips through a sponge's grip. That soapy pad scrubs plates clean. A cloth nearby dries each dish slowly



Outdoor space

- Table and chairs
- Outdoor lighting
- Fire pit or BBQ (if allowed)

Welcome touches

- Guest information pack
- Get advice from people who live there along with handy area guides
- Fresh flowers or small treat



Suggested Shopping

Checklist:

- Bed linen × 2 sets per bed

Each visitor gets two towels. That number sticks no matter what. Two comes standard when someone arrives. Always expect a pair ready for every person showing up


- Kitchenware complete set
- Outdoor furniture
- Welcome pack items

Connectivity & Tech

- Reliable WiFi
- Smart lock or lockbox for easy check-in
- Noise monitor if you have neighbours nearby
- Interior and exterior lighting timers for convenience and safety



freedomcabinsnz.com



Photography *Tips*

Guests book with their eyes first. Make your cabin shine:

- Take photos in natural daylight
- Highlight unique features (decking, views, finishes)
- Floor by floor, snap each space - include yards outside along with doorways where folks come in
- Keep spaces tidy and decluttered



Imagine living there for a weekend. Capture moments guests won't expect. Let photos tell small stories - morning light on wood floors, steam rising off lake water at dawn. Frame details that stick in memory later.

Not just walls and windows, but how it feels when wind taps the glass.

Highlight quirks only someone who stayed would notice.



Writing Your *Listing*

Title formula:

Location + cabin type + highlight feature
e.g., "Seaside 1-Bed Freedom Cabin with
Private Deck"



Description tips:

- Be clear and honest
- What stands out are the distinct details you won't find elsewhere. Outside, there's room that feels separate, almost hidden. A sense of seclusion wraps around the place quietly.
- Include what makes your cabin stand out vs. a hotel room.
- Wifi keeps you connected without fuss.
- The kitchen comes ready for meals any time of day.
- Heating stays steady when temperatures drop.
- Outdoor space opens up beyond the back door.



freedomcabinsnz.com

Pricing

Strategy

- Adjust for seasonality: peak holiday periods vs low season
- Most places ask guests to book at least two or three evenings. That number shows up a lot when checking in most spots
- Use tools like Airbnb Smart Pricing or PriceLabs
- Look at nearby options that match yours to get an idea

Start smart. Priced too high at first, customers might wait. Early feedback shapes what comes next. A fair number on the tag helps people take a chance. Trust grows faster when value is clear. Patience with earnings pays off later.



House Rules Guest

Communication

House limits start here.

- Pets need permission first.
- Smoking is not allowed anywhere inside.
- Guest count stops at four - no exceptions follow
- Use friendly wording: "Please..." not "No..."

Automated messaging templates:

- Welcome message with check-in info
- Pre-arrival tips
- Check-out instructions

What Our

Customers Say



100% recommend Freedom Cabins for your cabin rental needs. Drew, Jodie and the crew were always efficient and great communicators.

Always met our needs without hesitation.


— *Talie Burt*



The cabin is very nice spacious and nice carpet. The guy who delivered my cabin was very nice and helpful to decide where to put the cabin. But over all lovely team to work with took me less than 24 hours to do the paperwork and get my cabin delivered.

Best service

— *Raewyn Solomon*



Maintenance For *Rental Use*

- Faster wear hits beds, kitchen tools, then floors when turnover runs high
- Between visitors, glance at the floors. Peek into bathrooms next. Linen gets checked too
- Regular deep clean every 1–2 months
- Stock up on extras like toilet paper, since it runs out fast. Soap tends to disappear - having more helps. Tea towels wear down over time, so a few extra make sense



Getting Your First *Reviews*

- Price competitively for the first few bookings
- Personal outreach: message guests before and after stay
- Right away, reply to every review you get. Say thanks to visitors who took time to share thoughts. Mention changes made since their stay showed up in feedback
- Folks tend to leave glowing reviews when they feel heard. A steady stream of top ratings often follows staff who listen closely. Attention to detail makes a difference. Responses that show care build trust slowly. Good scores grow where people sense real effort

Cabin Airbnb

Checklist

Bedrooms

Two sets of sheets for every bed are required. Each sleeping spot needs double coverage. Every mattress gets paired with two fresh linens. Duplicated fabric bundles support each resting place. A pair of cloth ensembles stands ready per sleeping surface

- Extra pillows and blankets
- Bedside lighting
- Blackout curtains/blinds

Bathroom

- Towels × 2 per guest
- Toilet paper, soap, shampoo, conditioner
- Mirror and bathmat
- Waste bin

Kitchen

Every piece you need sits ready - forks, knives, spoons tucked beside flatware. Plates stack neatly near drinking glasses, their rims smooth under light. Mugs stand close, handles turned outward, waiting without fuss. Together, they form what a table requires, nothing missing

- Cooking utensils, pot/pan, kettle, toaster
- Spice jars sit ready. A dash here, a pinch there shapes flavor. Seasoning waits nearby, always within reach
- Dishwashing items



Cabin Airbnb

Checklist



Outdoor space

- Table and chairs
- Outdoor lighting

A small outdoor fire might be allowed there. Or maybe a grill could work instead. Check rules before setting one up. Some places say yes, others do not. Heat outdoors needs attention either way

Guest experience

- Welcome pack with local info
- WiFi information shown here
- House rules clear
- Clear check-in/check-out instructions

Maintenance / turnover

- Spare consumables stocked
- Cleaning tools? Set. Stuff needed sits nearby. Supplies wait, lined up. Everything required is close. No missing pieces here
- Quick inspection routine
- Linen rotation plan

Maybe jot down extra thoughts here. Or just mark it done when finished.

